

Free Sample Worksheets: Telling the Time Activities for Ages

Time is a precious commodity, and teaching children how to tell it accurately is an invaluable life skill. CGP's esteemed Tell the Time Activity Book, meticulously crafted for young learners, provides a fun and interactive platform for developing this essential ability.

To give you a glimpse into the effectiveness and engaging nature of this book, we are delighted to offer a selection of free sample worksheets that capture its essence. These worksheets, tailored specifically for ages, are designed to make learning about time both enjoyable and rewarding.



Free sample worksheets from CGP's Telling the Time Activity Book for Ages 5-7 by CGP Books

★ ★ ★ ★ ☆ 4.5 out of 5

Language	: English
File size	: 2195 KB
Print length	: 396 pages
Screen Reader	: Supported
X-Ray for textbooks	: Enabled
Hardcover	: 182 pages
Item Weight	: 15.7 ounces
Dimensions	: 6.18 x 0.69 x 9.44 inches





Worksheet 1: Time to the Hour



This beginner-friendly worksheet introduces the concept of time to the nearest hour. With a clear and engaging clock face, children can practice



identifying the hour hand and matching it to the correct time.



Name: _____ Date: _____



 **Telling Time** 
Hour
Worksheet 1



Write the time inside each clock below.



1)  



2)  



3)  



4)  



5)  



6)  



7)  

8)  

9)  

10)  

11)  

12)  

©HaveFunTeaching.com

Worksheet 2: Half Past the Hour




Progressing from the hour, this worksheet delves into the concept of half past the hour. Children learn to recognize the unique position of the hands on the clock and associate it with the time "half past." This activity fosters a




deeper understanding of time intervals and lays the groundwork for more advanced concepts.

Name _____ Date _____

The Clock — Half past the hour.

Look at the clock and tell the time. Write two ways of telling the time

		
Half past six	Half past _____	Half past _____
<input type="text" value="6:30"/>	<input type="text" value=":"/>	<input type="text"/>

		
Half past _____	Half past _____	Half past _____
<input type="text"/>	<input type="text" value=":"/>	<input type="text" value=":"/>



www.cleverlearner.com

Worksheet 2: Half Past the Hour



Worksheet 3: Time to the Quarter Hour



Taking on a slightly more challenging task, this worksheet introduces quarter hours. Children navigate a clock face divided into four equal parts, learning to identify the quarter-hour marks and associate them with the correct time.



Name: _____ Date: _____



 **Telling Time**
Quarter Hour
Worksheet 1 



Write the time inside each clock below



1)  



2)  



3)  



4)  



5)  



6)  



7)  

8)  

9)  

10)  

11)  

12)  

©HourFunTeaching.com

Worksheet 4: Mixed Time Intervals

To solidify learning, this worksheet combines all previously covered concepts. Children encounter a variety of time intervals, from the hour to the quarter hour, and practice telling the time accurately in different scenarios.

Calculating time intervals from worded questions

Calculate the time intervals, showing your working:



- 1) Amy left the house for a jog at 10:20 am and returned at 11:05 am. How long was her jog?
- 2) Ben had so much homework to do after school, he started at 3:10 pm but didn't finish until 6:40 pm. How long did it take him?
- 3) Callum had his breakfast at 07:15 am, his lunch at 12:30 pm and his tea at 5:05 pm. How long was it between his breakfast and tea?
- 4) Doreen went to bed at 8:30 pm and woke up one hour after 5:20 am. How long was she in bed for?
- 5) Elinor stayed at her grandma's. She arrived on Thursday at 17:25 and left on Friday at 14:15. How long was her stay?
- 6) Francis only managed to fall asleep at 00:05 and then slept through his 08:30 alarm. He only woke up 2 hours 30 minutes later. What time did he eventually wake up?

Worksheet 4: Mixed Time Intervals

Worksheet 5: Telling Time in Words

Expanding beyond numerals, this worksheet bridges the gap between numbers and words. Children practice writing out time in full sentences, using correct grammar and spelling. This activity strengthens their overall language skills and reinforces time-telling concepts.



Learning to Tell Time

Write the time under the first set of clocks.

These free sample worksheets provide a captivating glimpse into the comprehensive and effective approach of CGP's Tell the Time Activity Book. With a range of activities tailored to different skill levels, the book provides a structured and enjoyable learning experience for ages.

Investing in this exceptional resource empowers your child with a strong foundation in time-telling, equipping them with an invaluable life skill that


will serve them well in their academic and personal endeavors.

Call to Action

Download your free sample worksheets today and embark on an exciting time-telling adventure with CGP's Tell the Time Activity Book. Nurture your child's potential and unlock their ability to confidently conquer the world of time.

Download Free Worksheets

Buy the Book



Free sample worksheets from CGP's Telling the Time Activity Book for Ages 5-7 by CGP Books

★ ★ ★ ★ ☆ 4.5 out of 5

Language : English

File size : 2195 KB

Print length : 396 pages

Screen Reader : Supported

X-Ray for textbooks : Enabled

Hardcover : 182 pages


Item Weight : 15.7 ounces

Dimensions : 6.18 x 0.69 x 9.44 inches

FREE


DOWNLOAD E-BOOK





The Life and Legacy of Voltaire: A Monumental Exploration of an Intellectual Titan

Enlightenment Champion and Master of the Pen François-Marie Arouet, better known by his pen name Voltaire, emerged as a towering...



The Captain Quest: A Captivating Saga of Adventure, Discovery, and Unwavering Courage

Prepare to embark on an extraordinary odyssey with "The Captain Quest," a captivating novel by the renowned author Christopher Lee Philips. This epic...